


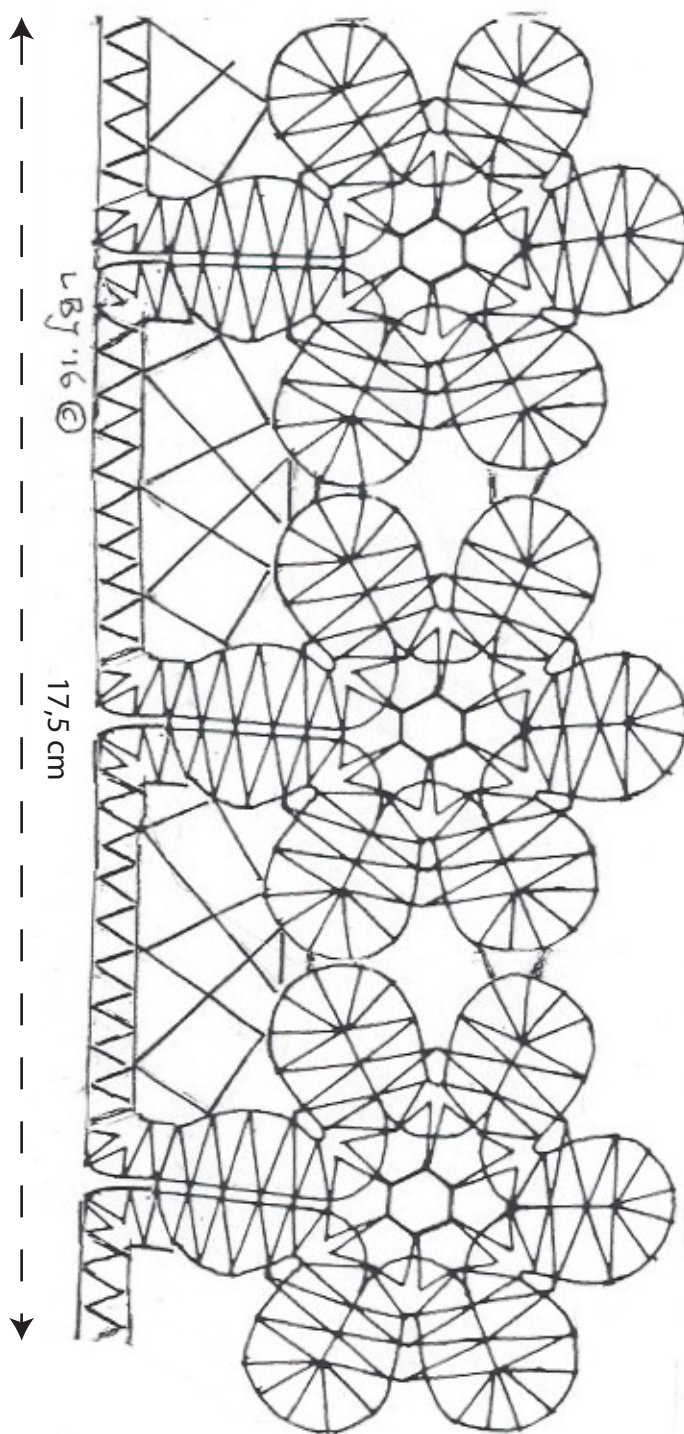
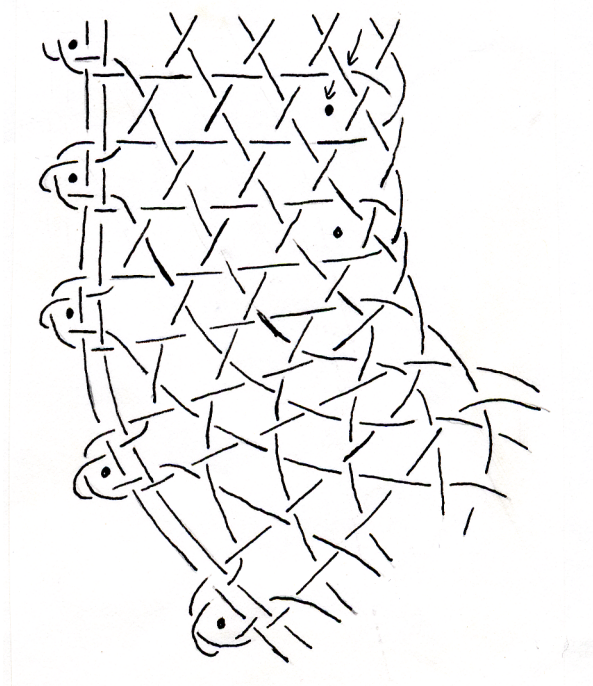
Week 29

Flowers in this last Russian tape lace. The gimp is worked as a stem stitch; in the tape in the middle and in the petals at the outside.

You need 7 pairs of bobbins with linen 50/2 or similar and 1 pair with a thicker gimp.



The tape at the edge is worked in cloth stitch with a whole stitch on both sides and the gimp in the middle. The petals are worked in half stitch and the gimp at the outside. The petals are worked as so called rivers. At the inside of the curve the workers stay there and the adjacent pair becomes the workers for the way back. Do put a pin at the inside of the whole stitch.



On the second half there is no whole stitch at the inside. If you like to have a vein in the middle, sew the workers in the second half as shown on drawing above. This makes the edge of the first half to come up like a relief.