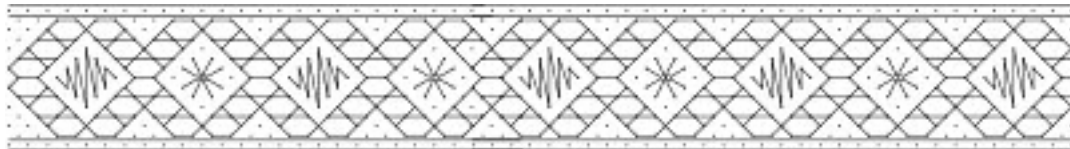



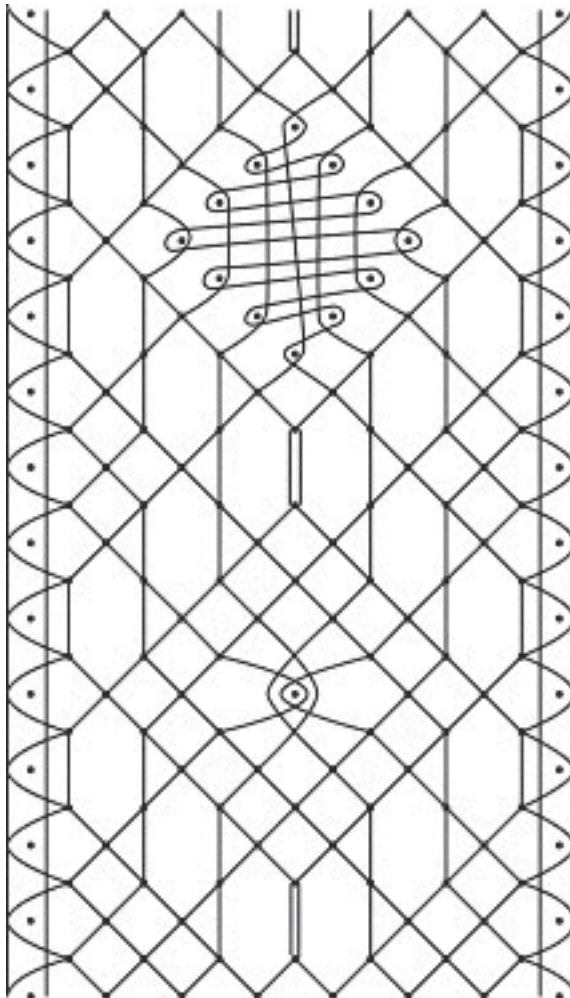
## Week 6

This week a little spider is added; a spider with 4 or better 8 legs. This is the smallest spider you can make in bobbin lace. Furthermore there are the diamond and the Rose Ground or Honeycomb Net. Please work these grounds in the stitch you prefer. I did not draw a gimp in the lace nor did I use it. But feel free to use it if you wish it will be more beautiful.

You need 18 pairs of bobbins with Fil de Dentelle 80 or similar for this insertion.



©2015 gon homburg



The diagram is drawn in the same way as for the laces of week 3 and 4. No special stitch is marked in the diagram, so you can use the stitch you like most. The grounds are drawn as a simple Torchon stitch but of course you can use another, like the Dieppe stitch or the Honeycomb stitch

Have fun making this insertion of this week